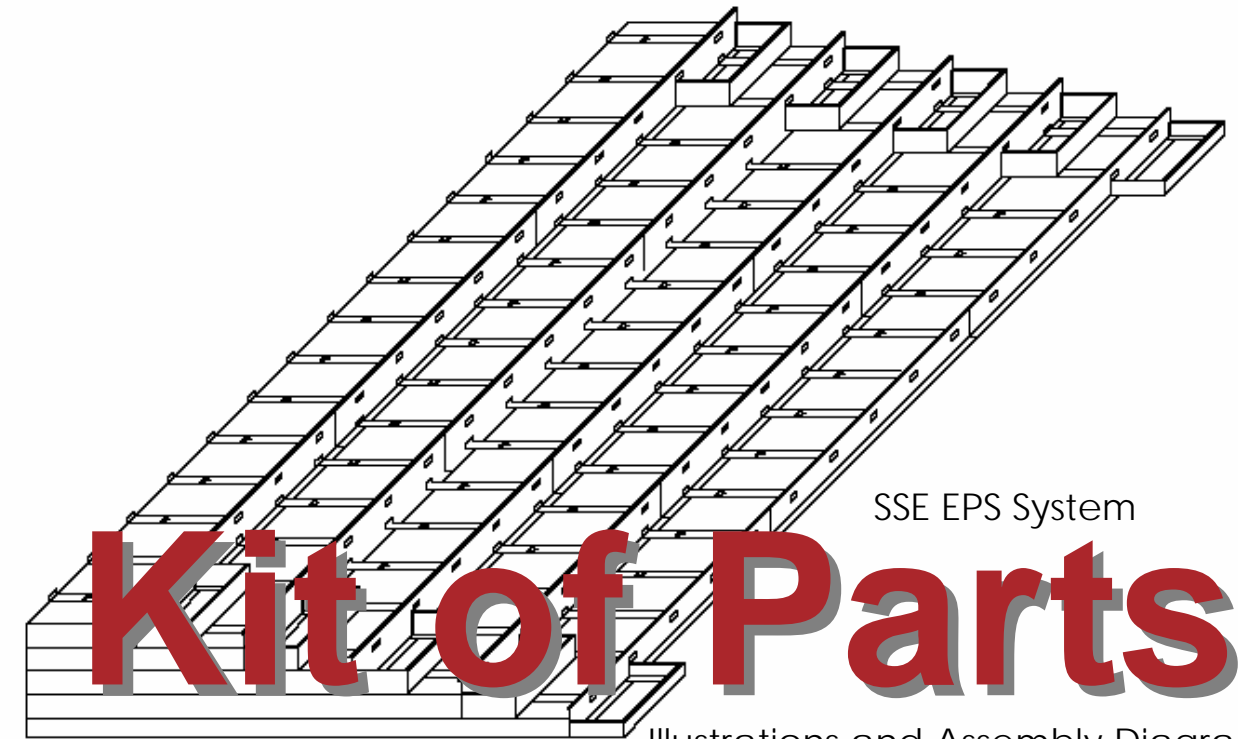


General Contractor efficiency, significant cost savings, shorter schedules and completely prefabricated system components are all characteristics of the SSE-EPS Solution. Work with your architect and builder to install the most efficient and cost effective solution on the market.

For more information, please contact:
Frank B. Moson, President
Email: frankmoson@sseseating.com



The SSE Geofoam System is the most economical and easiest to install tiered seating system on the market. The basic installation involves the placement of pre-cut and numbered Geofoam blocks into the configuration of the seating platform.

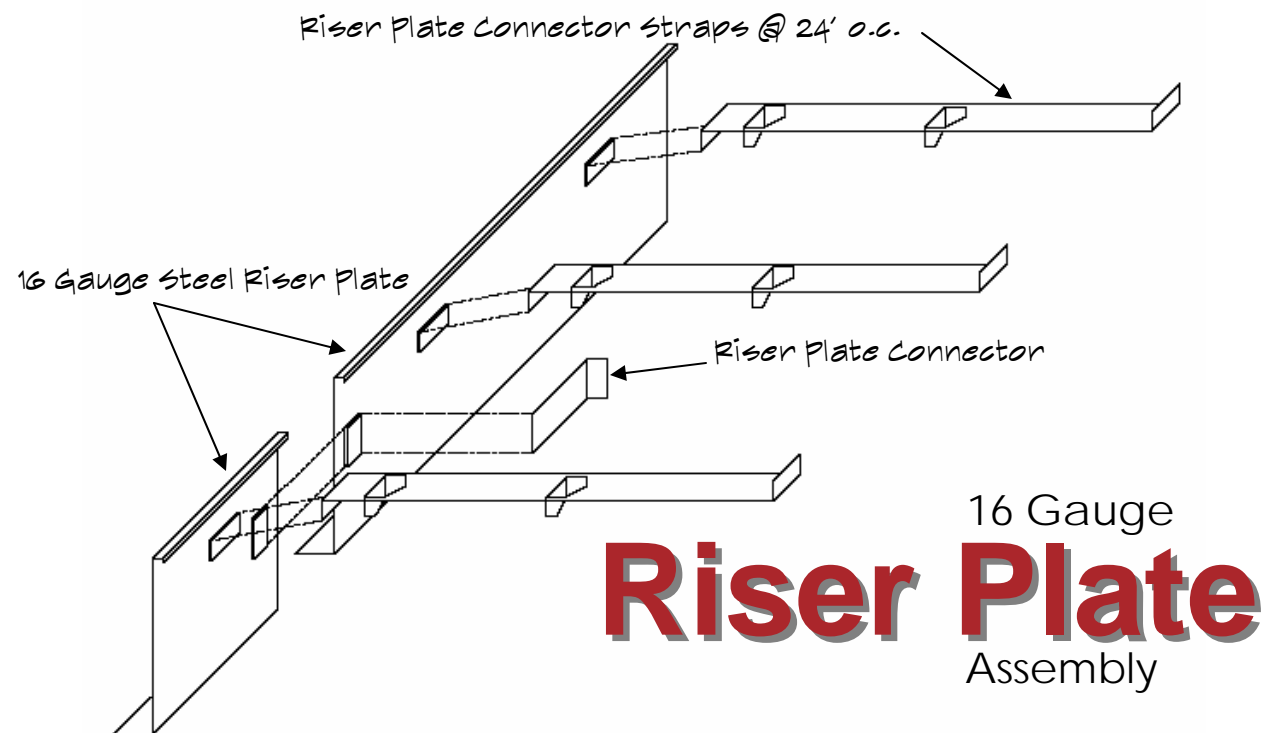
Typically, individual platforms vary from 42" - 50" in depth and have a rise of between 12" - 18". However, because each system is specifically designed for each project, the system can be designed to meet virtually any specification.

Each EPS block is assembled according to installation drawings furnished by SSE which illustrate the size and location of each block in each

layer of the system. Starting at the first layer, blocks are secured to the floor and each other with a special EPS adhesive. Then, once the blocks are assembled, the 16 gauge riser plates and connecting hardware are installed to secure the platform system in place.

Each 16 gauge riser plate is pre-punched with slots to accept the connecting straps which are attached to the assembly every 24" on center. Serving as a face plate for the platform and a pour stop for the concrete topping slab, the riser plate is fabricated 4" higher than the elevation of the EPS.

All information contained within this document is the property of Stadium Seating Enterprises, Inc. (SSE) Any reproduction or use of the design illustrated without the express written permission of SSE is strictly and expressly prohibited.



The riser plates and connecting hardware are assembled as illustrated above. The insertion bracket for the connecting straps are located 4" below the top edge of the riser plate. The riser plate connector is located 2" below the top of the riser plate. This way, all parts can be assembled without interference with the EPS Geofoam blocks or the concrete topping slab that is poured after the final assembly of the system.

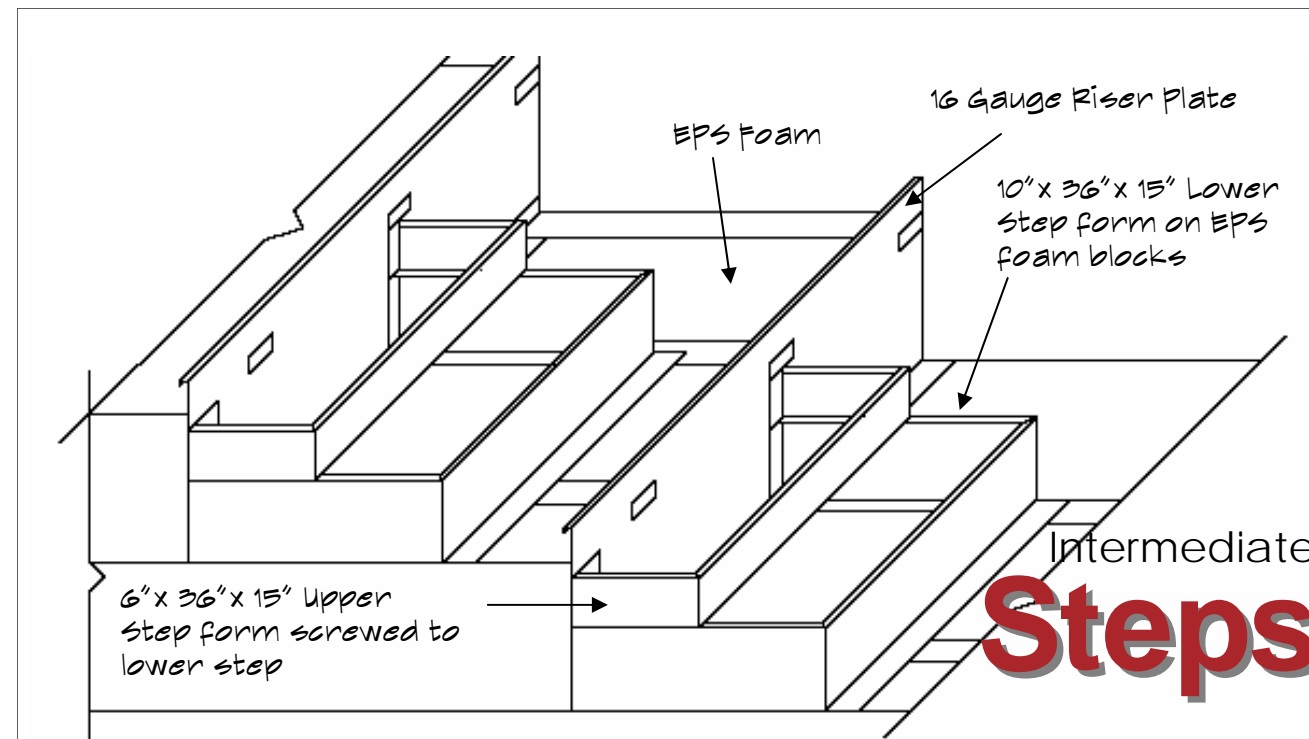
Riser plates are typically 120" long and 4" taller than the overall riser height of the finished platform. Therefore, a system with 14" risers will typically have a riser plate 16" in height.

The connecting straps are prefabricated to the overall depth of the platform. Therefore, if the system has 46" deep platforms, the connector straps are fabricated in 46" lengths and attach

to the front riser plate by dropping in the pre-punched receiving slot and to the rear riser plates with sheet metal screws. This assures a secure and ridged assembly to serve as a form for the 4" concrete topping slab.

The assembly is also designed to allow a 4" slot of vertical concrete along the leading face of the platform. This is typically used for additional to encapsulate additional reinforcing rebar, greater encapsulation for fire resistance and/or to serve as an anchor for riser mount seats. In any case the riser plate is held an even 4" from the face of the EPS Geofoam by means of a pre-punched cleat in each of the connector straps as shown in the illustration. It is attached to the front and rear riser plates in the same manner as the standard system.

All information contained within this document is the property of Stadium Seating Enterprises, Inc. (SSE) Any reproduction or use of the design illustrated without the express written permission of SSE is strictly and expressly prohibited.



Typically, intermediate steps between the platform levels are included in the tiered seating system. Like the riser plate and connecting hardware, the intermediate steps are prefabricated from 16 gauge steel and pre-bent to the proper width, height and depth as specified by the design architect.

Intermediate steps are available as single or double steps depending upon the overall height of the platform. Code requires a step for each 7' rise in elevation. Therefore, for a 12' or 14" platform, one intermediate step is required. And for an 18" rise, two intermediate steps are required as shown in the illustration.

The lower step form rests directly on the EPS Geofoam and is secured to the adjacent riser plate by sheet metal screws. The upper step

form sits directly on top of the lower step and is secured to the lower step and adjacent riser plate with sheet metal screws.

By prefabricating and installing the system in this manner, the contractor can pour all horizontal concrete surfaces including the steps in one operation. In all cases the contractor should install a wire mesh when pouring the horizontal concrete to prevent cracking.

This system as presented is the standard system offered by SSE. Depending upon the local requirements for additional reinforcing and/or fire protection, the system has been designed to easily be modified to accommodate any additional criteria.

All information contained within this document is the property of Stadium Seating Enterprises, Inc. (SSE) Any reproduction or use of the design illustrated without the express written permission of SSE is strictly and expressly prohibited.